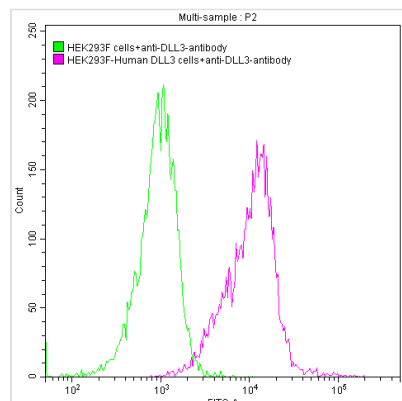




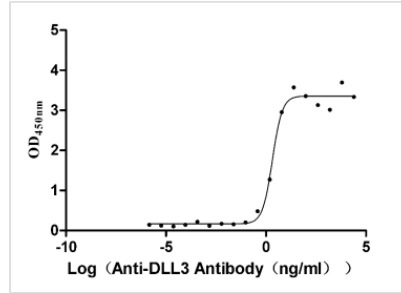
DLL3 Monoclonal Antibody

Product Code	CSB-RA882142A1HU
Storage	Upon receipt, store at -20°C or -80°C. Avoid repeated freeze.
Uniprot No.	Q9NYJ7
Immunogen	Recombinant Human DLL3 protein
Species Reactivity	Human
Tested Applications	ELISA, FC; Recommended dilution: FC:1:50-1:200
Form	Liquid
Conjugate	Non-conjugated
Storage Buffer	Preservative: 0.03% Proclin 300 Constituents: 50% Glycerol, 0.01M PBS, PH 7.4
Purification Method	Affinity-chromatography
Isotype	hIgG1
Clonality	Monoclonal
Product Type	Recombinant Antibody
Immunogen Species	Homo sapiens (Human)
Research Area	Epigenetics and Nuclear Signaling: Neuroscience; Cell biology; Developmental biology
Gene Names	DLL3
Accession NO.	7B7

Image

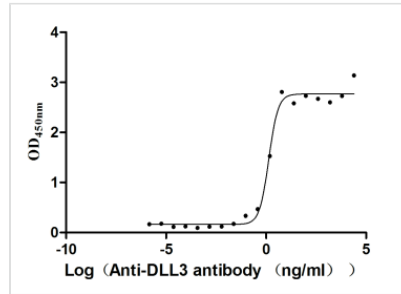


Untransfected HEK293 cells (green line) and transfected Human DLL3 HEK293 stable cells (red line) were stained with anti-DLL3 antibody (2µg/1*10⁶cells), washed and then followed by FITC-conjugated anti-Human IgG1 Fc antibody and analyzed with flow cytometry.



The Binding Activity of DLL3 with Anti-DLL3 Recombinant Antibody.

Activity: Measured by its binding ability in a functional ELISA. Immobilized DLL3 (CSB-MP3536MOV) at 2 μ g/mL can bind Anti-DLL3 Recombinant Antibody (CSB-RA882142A1HU), the EC₅₀ is 1.625-2.702 ng/mL.



The Binding Activity of DLL3 with Anti-DLL3 Recombinant Antibody.

Activity: Measured by its binding ability in a functional ELISA. Immobilized DLL3 (CSB-MP882142HU) at 2 μ g/mL can bind Anti-DLL3 Recombinant Antibody (CSB-RA882142A1HU), the EC₅₀ is 1.102-1.707 ng/mL.